

# **Fuel Poverty and Affordable Warmth Support for Vulnerable Households**



**Scrutiny Board (3) 26<sup>th</sup> September 2018 meeting**

**David Shiner, Affordable Warmth Team**

**Nadia Inglis, Public Health**

# Who are the fuel poor?

Households are deemed to be living in fuel poverty if they have above average (national median) fuel costs, and were they to pay that they would have a residual income below the official poverty line



Owner Occupied, 43.3%



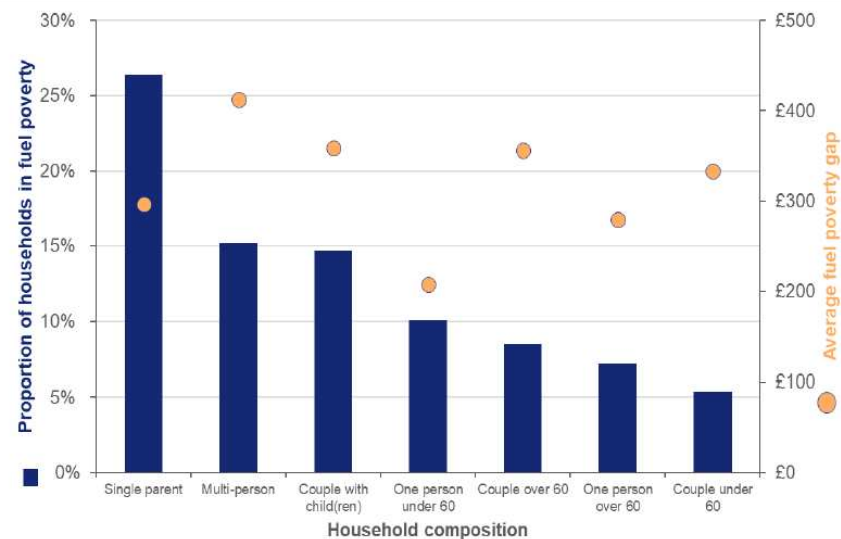
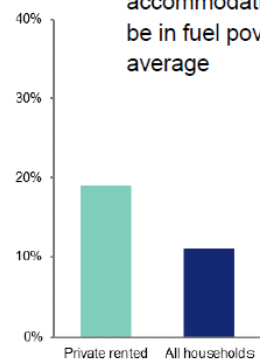
Private Rented, 35.4%



Social Housing, 21.3%

43.3 per cent of fuel poor households are owner occupied

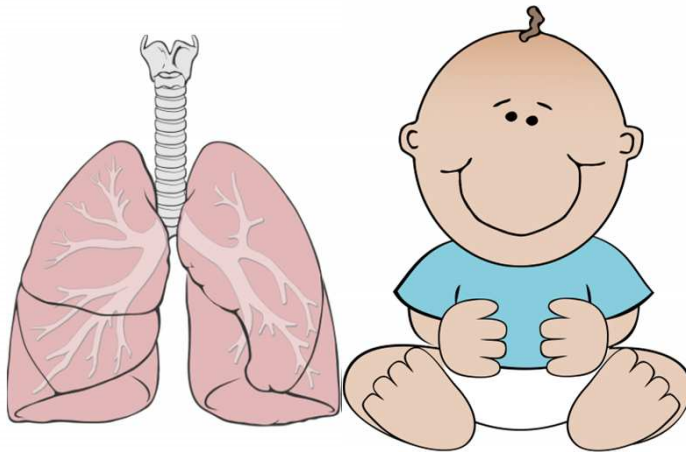
However, households in **private rented** accommodation are **twice as likely** to be in fuel poverty than the national average



*Annual Fuel Poverty Statistics Report 2018 (2016 data)*

# Fuel Poverty and Health – what do we know?

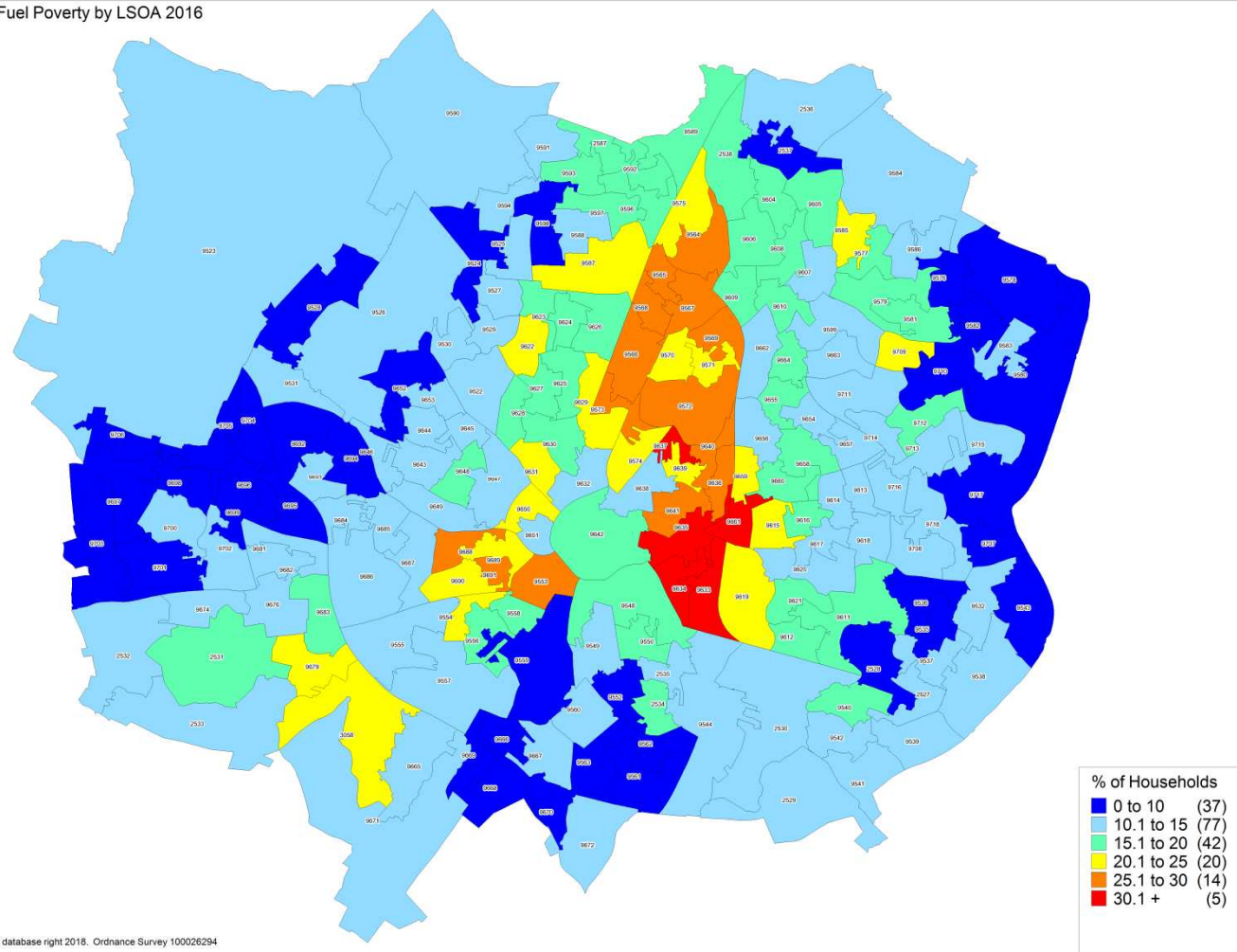
Young children, older people and those with pre-existing health problems are particularly susceptible to cold



Cause of  
10 – 30%  
of excess  
winter  
deaths

# Fuel Poverty in Coventry

Coventry City Fuel Poverty by LSOA 2016



(c) Crown Copyright and database right 2018. Ordnance Survey 100026294

## Fuel Poverty – Action in Coventry

- Range of programmes to support the most vulnerable (based on income and health criteria) by providing heating and insulation measures, and advice and guidance
- Using internal and external funding for programmes
- Engagement with frontline health and care staff to generate referrals
- Evaluating impact on health, financial gains to residents

